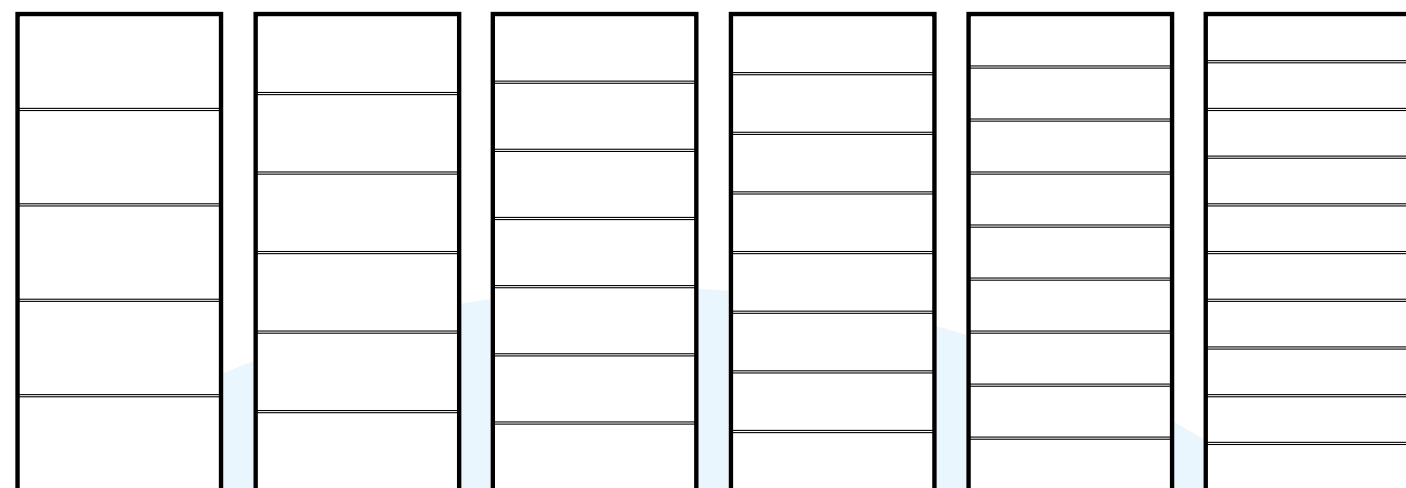


## Quelques exemples



DP 055

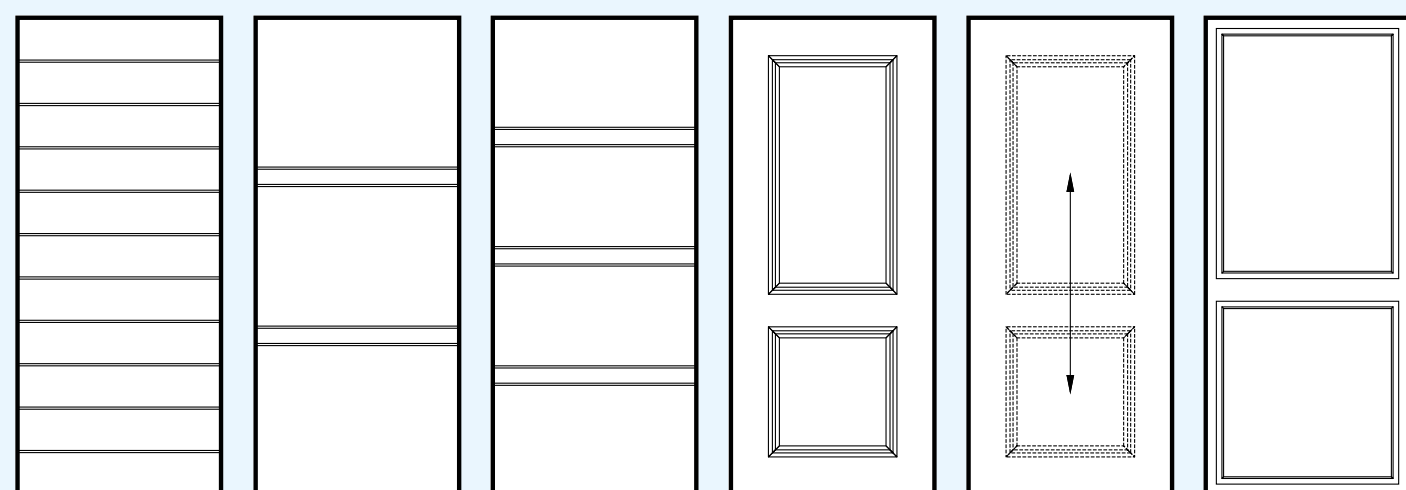
DP 056

DP 057

DP 058

DP 059

DP 060



DP 061

DP 062

DP 063

DP 064

DP 065

DP 066



## Applications

Les panneaux de portes de LoCra sont utilisés pour les portes d'entrée en aluminium ou en PVC. Pour répondre aux besoins et aux attentes de votre client, LoCra peut en outre concevoir et personnaliser entièrement les panneaux.

## Techniques de production uniques

Par la technique de production tout à fait unique, le film se prolonge jusqu'à l'alignement flexible des rainures, ce qui donne ce petit plus au panneau de porte.

## Avantages et matériaux

- Alignement flexible et possibilités nombreuses
- Le film se prolonge jusqu'aux rainures
- Deux panneaux aluminium de 2 mm
- Résiste aux déformations et aux tentatives d'effraction
- Version en aluminium peint ou couvert d'un film
- Très bonne isolation thermique et acoustique
- Existe en épaisseur de 36, 46 et 67 mm
- Isolation de 1.1 / 0.6 / 0.4 W/m<sup>2</sup>K

## Quelques exemples



## Sécurité

Un panneau de porte doit non seulement être esthétique, mais également très sécurisé. Le double panneau aluminium de 2 mm garantit non seulement une haute résistance aux déformations, mais également une protection élevée contre les tentatives d'intrusion.

## Designs



panneaux de porte



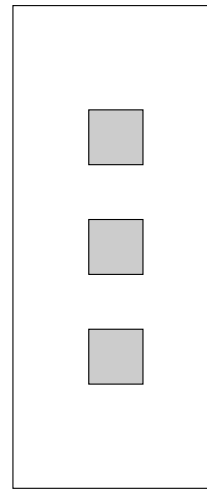
panneaux de porte

Les panneaux de portes LoCra sont des produits fabriqués en Belgique par une entreprise ayant plus de 20 ans d'expérience en la matière. Classiques ou modernes, contemporains ou indémodables, ils présentent toujours le même souci du détail.

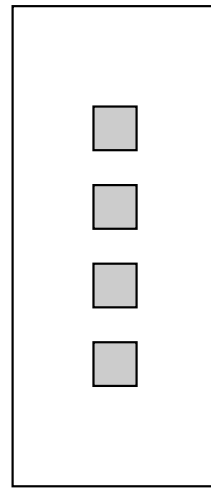
Ces panneaux LoCra vous permettent de **créer une porte unique**. Les possibilités des panneaux de base sont **illimitées**, car vous pouvez les modifier comme vous le souhaitez : panneaux avec ou sans vitre, panneaux sertis traditionnels et / ou des panneaux cache-ouvrant.

En ce qui concerne les couleurs, nous proposons **un large choix** de peintures et de films. Un panneau de porte LoCra est comme une carte de visite. Il vous permet de **donner du cachet** et une plus-value à votre habitation, qu'elle soit neuve ou rénovée.

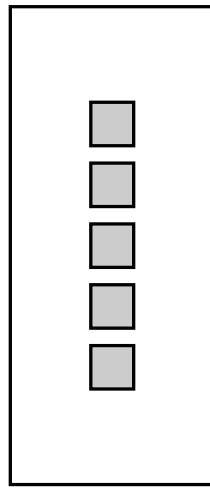
Quelques exemples



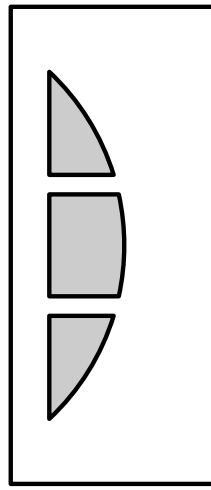
DP 001



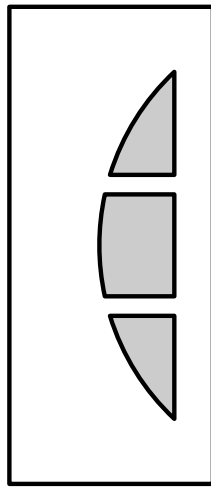
DP 002



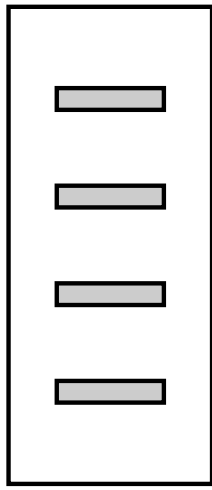
DP 003



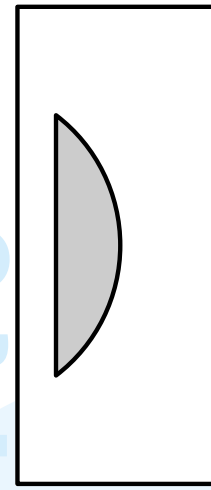
DP 004



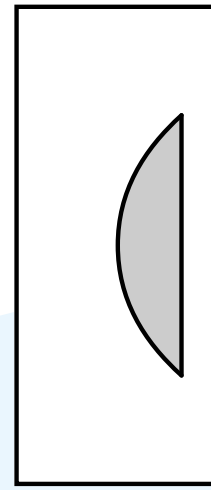
DP 005



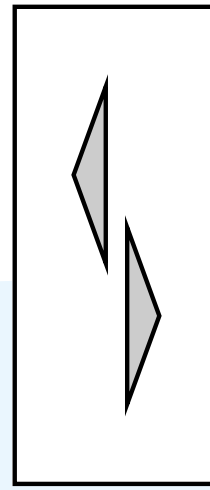
DP 006



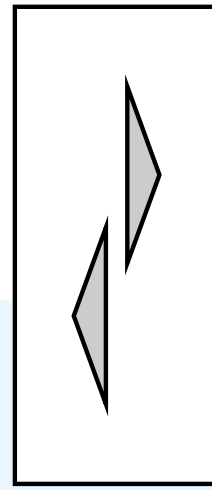
DP 019



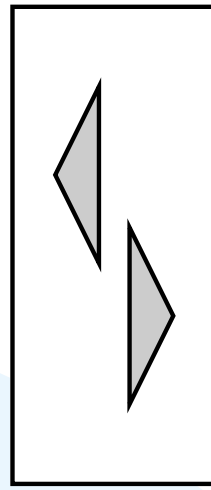
DP 020



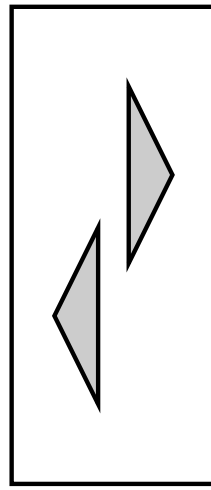
DP 021



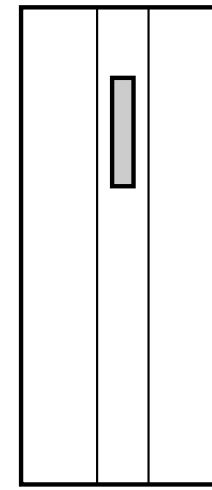
DP 022



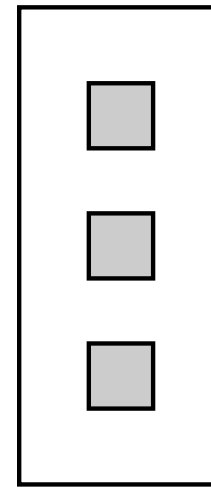
DP 023



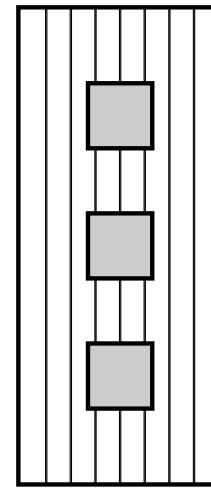
DP 024



DP 037



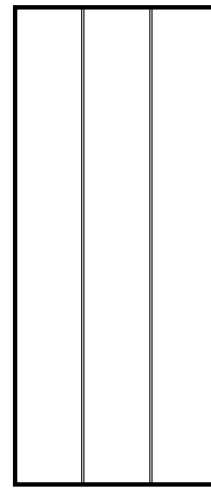
DP 038



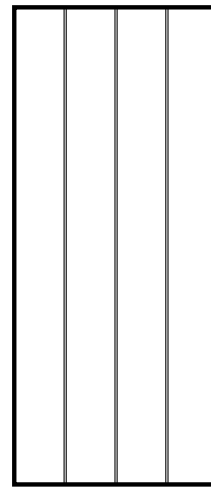
DP 039



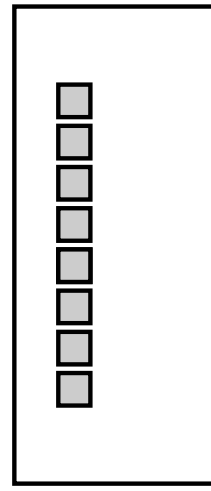
DP 040



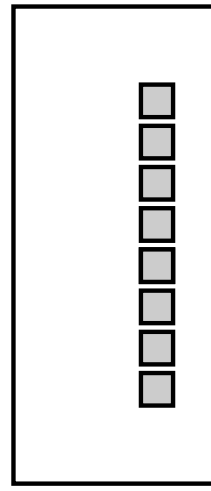
DP 041




DP 042




DP 007



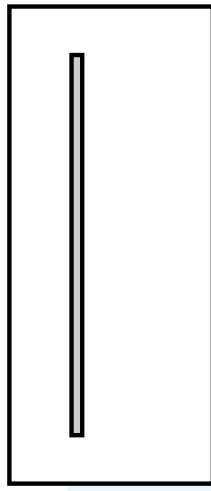
DP 008




DP 009



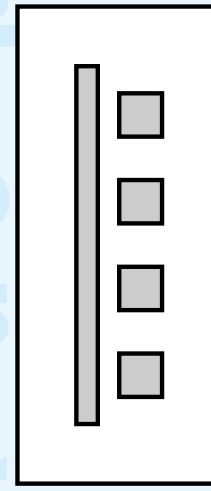
DP 010



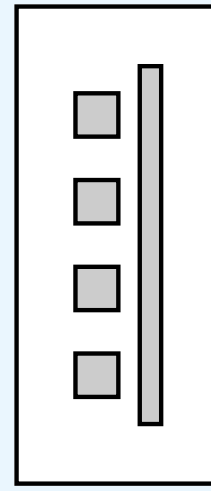
DP 011



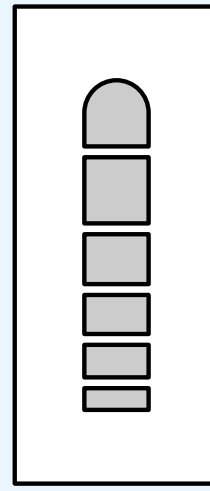
DP 012



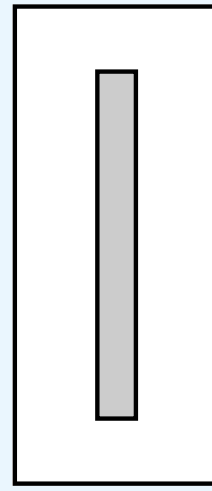
DP 025



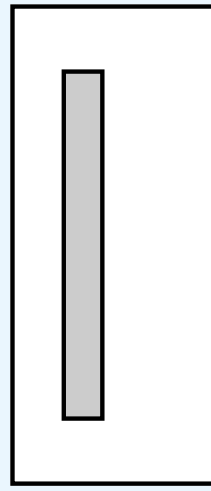
DP 026



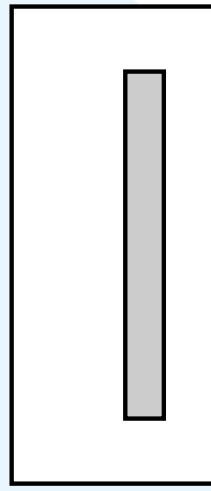
DP 027




DP 028




DP 029




DP 030



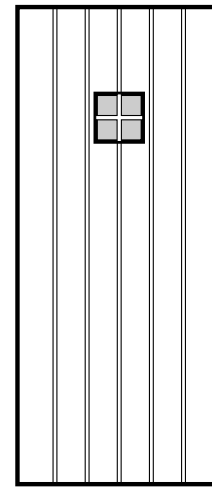
DP 043



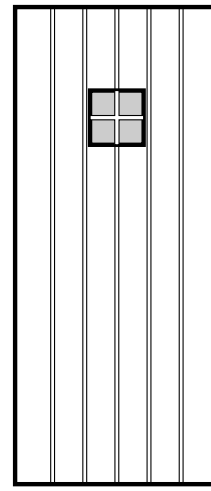
DP 044



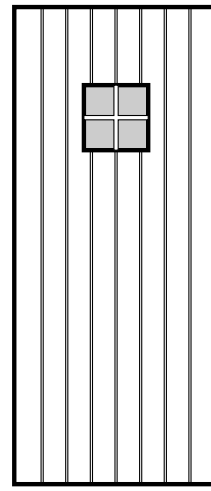
DP 045



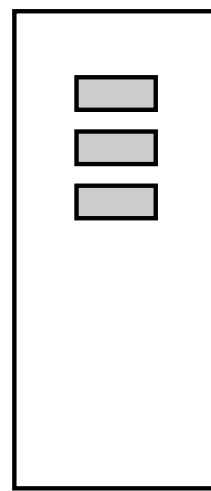
DP 046




DP 047



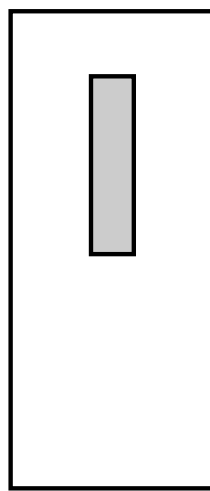
DP 048



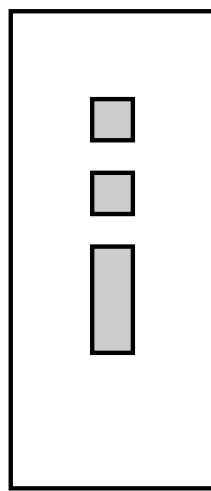
DP 013



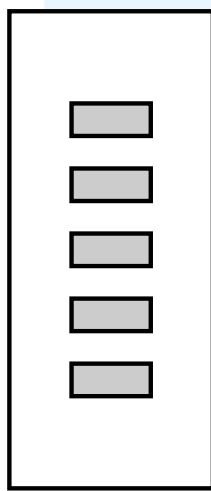
DP 014



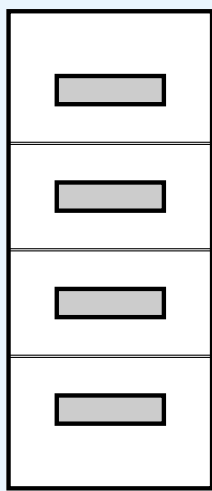
DP 015



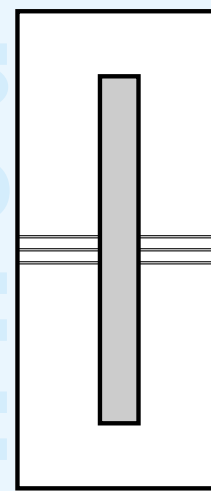
DP 016



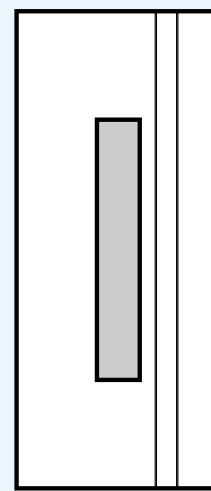
DP 017




DP 018



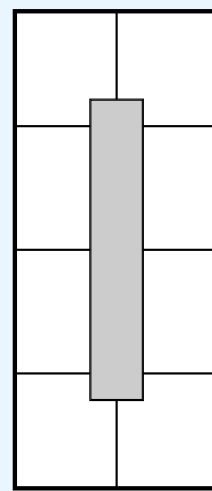
DP 031



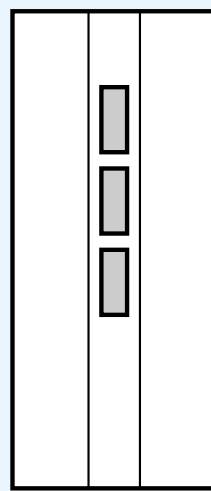
DP 032



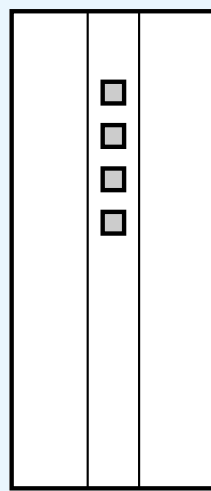
DP 033



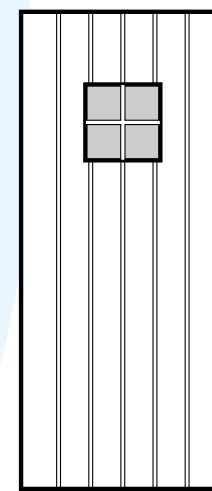
DP 034



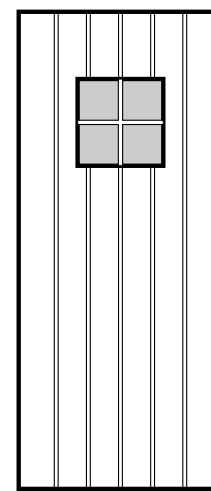
DP 035



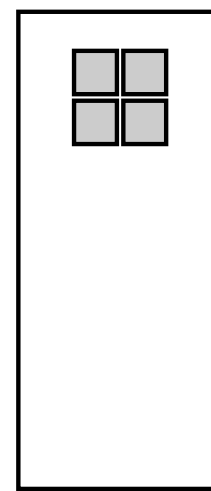
DP 036




DP 049



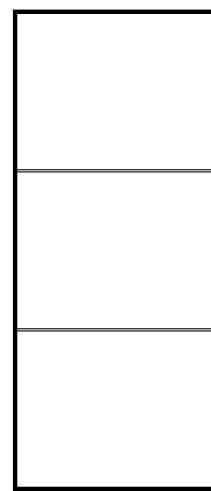
DP 050




DP 051



DP 052



DP 053



DP 054

panneaux de porte